

INSTALLATION INSTRUCTION

SOLAR FOLDING PANEL

TECHNICAL DATA:

SKU	11565
Solar Panel Watts	120Wx2
Folding method	1*4 fold
Folded size	430*540±5mm; Folding thickness: 25 (with junction box) mm±3mm
Expanded size	1930*430±5mm; Folded thickness: 25 (with junction box) mm±3mm
Weight of a single product	4.0Kg±0.3Kg
Cell Technology	Monocrystalline silicon cell
Junction box charging interface	MC4 head (wire length 0.3m)
Operation Temperature	-20C to 60C
Surface material: ETFE (a fluorine-containing plastic film, which is specially designed for anti-UV (ultraviolet), not easy to age, has a long service life, and has the characteristics of good dustproof ability.)	



IP67
RATING

2 YEARS
WARRANTY*

INTRODUCTION & WARRANTY


Thank you for selecting and buying V-TAC product. V-TAC will serve you the best. Please read these instructions carefully before starting the installation and keep this manual handy for future reference. If you have any another query, please contact our dealer or local vendor from whom you have purchased the product. They are trained and ready to serve you at the best. The warranty is valid for 2 years from the date of purchase. The warranty does not apply to damage caused by incorrect installation or abnormal wear and tear. The company gives no warranty against damage to any surface due to incorrect removal and installation of the product. This product is warranted for manufacturing defects only.

WARNING!

1. Please make sure to turn off the power before starting the installation.
2. Installation must be performed by a qualified electrician.
3. If the external flexible cable or cord of this luminaire is damaged, it shall be exclusively replaced by the manufacturer or his service agent or a similar qualified person in order to avoid a hazard.
4. This product cannot be in contact with strong corrosive substances.
5. Avoid hitting and scratching the surface with hard objects during use.
6. Cannot withstand bending stress during transportation and assembly.



This marking indicates that this product should not be disposed of with other household wastes.



Caution, risk of electric shock.



**MULTI-LANGUAGE
MANUAL QR CODE**

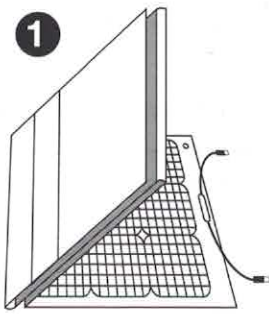
Please scan the QR code to access the manual in multiple languages.

PACKAGING

PROTECTIVE CASE	SOLAR PANEL	USER MANUAL

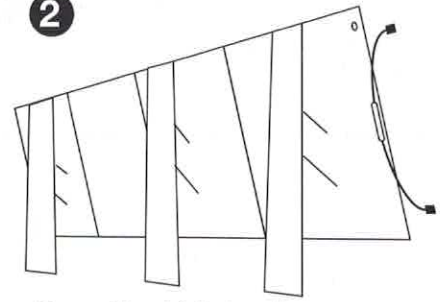
INSTALLATION

1



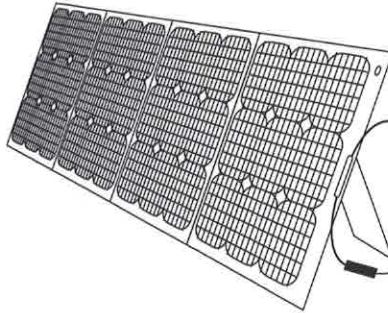
Unfold the solar panel

2



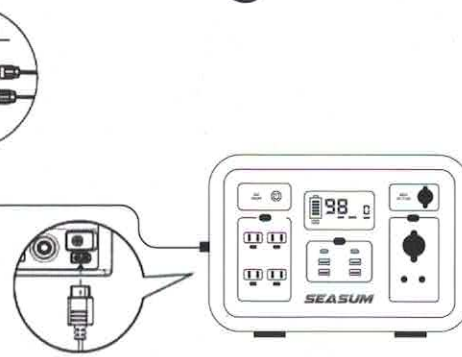
Open the kickstands

3



Face the sun

4

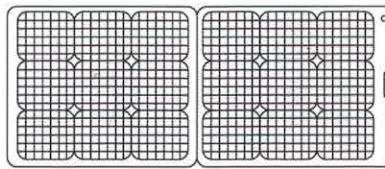


Connect the charging cable

CHARGING FOR POWER STATION



+

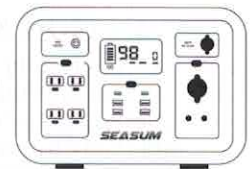


+



MC4
SOLD
SEPARATELY


+



CHARGING FOR SEASUM
POWER STATION
SOLD SEPARATELY

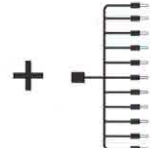


+



+

MC4
SOLD
SEPARATELY



TX1-11
SOLD
SEPARATELY



CHARGING FOR OTHER
POWER STATION
SOLD SEPARATELY

ELECTRICAL PERFORMANCE PARAMETERS OF STANDARD LIGHT INTENSITY

No	Performance	Standard Parameter	Minimum parameter
1	MC4 Output power (W)	120	≥114
2	MC4 Output voltage (V)	17.6	≥16.72
3	MC4 Output current (A)	6.8	≥6.47
4	MC4 Open circuit voltage (V)	21.2	≥22.8
5	MC4 Short circuit current(A)	7.1	≥6.8

Cell: Monocrystalline silicon cell (182*182mm, conversion efficiency of cell is 22.6%)

112



IN CASE OF ANY QUERY/ISSUE WITH THE PRODUCT, PLEASE REACH OUT TO US AT: SUPPORT@V-TAC.EU
FOR MORE PRODUCTS RANGE, INQUIRY PLEASE CONTACT OUR DISTRIBUTOR OR NEAREST DEALERS.
V-TAC EUROPE LTD. BULGARIA, PLOVDIV 4000, BUL.L.KARAVELOW 9B